


BIFACIAL MODULE WITH DUAL GLASS

S41-405~430NXG-E3

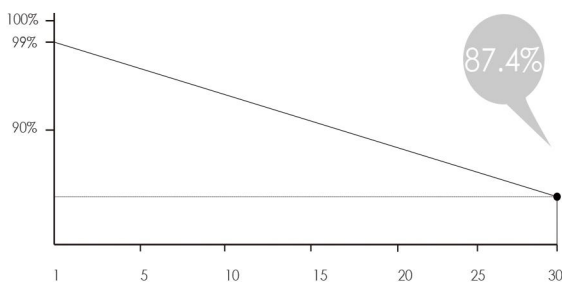
N-Type / Positive power tolerance of 0~+3%/Max module efficiency 22.02%

- Suitable for ground power plants and distributed projects
- Advanced module technology delivers superior module efficiency
 - Non destructive cutting · MBB half-cut
- Excellent power generation performance
 - Excellent IAM and low irradiation performance · Lower temperature coefficient
 - 0.40% linear Power decline
- High module quality ensures long-term reliability
 - Strict selected material · Advanced technology · Leading standard
- Ultra-hydrophilic self-cleaning coating techniques



Complete System and IEC Product Certification

IEC 61215(2016), IEC 61730(2016) ISO9001:
2015:Quality Management System ISO14001:
2015:Environment Management System
ISO45001:2018:Occupational Health
and Safety Management System

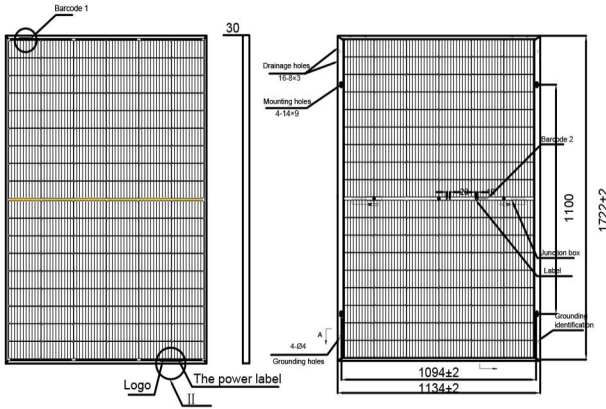


30-Year excess linear power output warranty

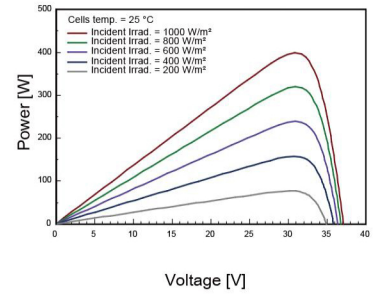
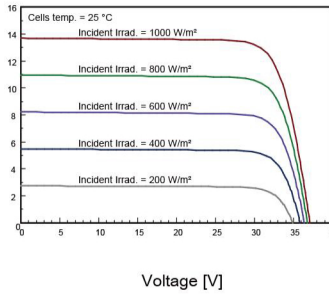


S41-405~430NXG-E3

BIFACIAL MODULE WITH DUAL GLASS



Drawing Only for Reference



Electrical Characteristics STC	S41-405NXG-E3	S41-410NXG-E3	S41-415NXG-E3	S41-420NXG-E3	S41-425NXG-E3	S41-430NXG-E3
Maximum Power (Pmax)	405W	410W	415W	420W	425W	430W
Power Tolerance	0~+5W	0~+5W	0~+5W	0~+5W	0~+5W	0~+5W
Module Efficiency	20.74%	21.00%	21.25%	21.51%	21.76%	22.02%
Maximum Power Current (Imp)	12.78A	12.85A	12.93A	13.00A	13.08A	13.15A
Maximum Power Voltage (Vmp)	31.70V	31.90V	32.10V	32.30V	32.50V	32.70V
Short Circuit Current (Isc)	13.65A	13.74A	13.84A	13.93A	14.02A	14.11A
Open Circuit Voltage (Voc)	37.70V	37.90V	38.10V	38.30V	38.50V	38.70V

Values at Standard Test Conditions STC(AM1.5, Irradiance 1000W/m², Cell Temperature 25°C)

Electrical Characteristics NOCT	S41-405NXG-E3	S41-410NXG-E3	S41-415NXG-E3	S41-420NXG-E3	S41-425NXG-E3	S41-430NXG-E3
Maximum Power (Pmax)	302.5W	306.3W	310.0W	313.7W	317.5W	321.2W
Maximum Power Current (Imp)	10.26A	10.32A	10.38A	10.44A	10.50A	10.56A
Maximum Power Voltage (Vmp)	29.48V	29.67V	29.85V	30.04V	30.23V	30.42V
Short Circuit Current (Isc)	11.15A	11.23A	11.30A	11.38A	11.46A	11.53A
Open Circuit Voltage (Voc)	35.06V	35.25V	35.43V	35.62V	35.81V	36.00V

NOCT, Irradiance of 800W/m², AM1.5, Ambient Temperature 20 °C, wind Speed 1m/s.

Electrical Characteristics with 21% rear side power gain	S41-405NXG-E3	S41-410NXG-E3	S41-415NXG-E3	S41-420NXG-E3	S41-425NXG-E3	S41-430NXG-E3
Maximum Power (Pmax)	490.1W	496.1W	502.15W	508.2W	514.3W	520.3W
Maximum Power Current (Imp)	15.46A	15.55A	15.64A	15.73A	15.82A	15.91A
Maximum Power Voltage (Vmp)	31.70V	31.90V	32.10V	32.30V	32.50V	32.70V
Short Circuit Current (Isc)	16.51A	16.63A	16.74A	16.85A	16.97A	17.07A
Open Circuit Voltage (Voc)	37.70V	37.90V	38.10V	38.30V	38.50V	38.70V

Mechanical Characteristics

Cell Type	MonoN-Type, 182x182(±1)mm, 108(6x18) Half-Cut cells
Glass	2mm+2mm, High Transmission, Low Iron, Tempered Glass
Frame	Anodized Aluminum Alloy
Junction Box	IP68 Rated, With Bypass Diodes
Dimension	1722x1134x30mm
Output Cable	4 mm² (EU), 300 mm, length can be customized
Weight	24.5kg
Installation Hole Location	See Drawing Above

Packing Information

Container	40' HQ
Pallets per Container	26
Pieces per Container	936

Characteristics

Temperature Coefficient of Voc	-0.260%/°C
Temperature Coefficient of Isc	+0.046%/°C
Temperature Coefficient of Pmax	-0.310%/°C
Nominal Operating Cell Temperature (NOCT)	45°C±2°C

Remark: Electrical data in this catalog do not refer to a single module and they are not part of the offer. They only serve for comparison among different module types.

Maximum Ratings

Operating Temperature	-40°C~+85°C
Maximum System Voltage	1500VDC
Maximum Series Fuse Rating	30A



Note: Please read the safety and installation instructions before using this product
 ©2022 Solar.on Sun Technologies GmbH. All rights reserved. subject to change without notice.
 web: www.solar-on-germany.de